


## (I)(a) Statement showing Shareholding Pattern

<b>Name of the Company: RIGA SUGAR COMPANY LIMITED</b>			
<b>Scrip Code: 507508</b>			
<b>Name of the scrip: RIGASUG</b>			
<b>class of security: Equity Shares of Rs.10/- each.</b>			
<b>Quarter Dated : 31.12.2014</b>			
<b>Partly paid-up shares:-</b>	<b>No. of partly paid-up shares</b>	<b>As a % of total no. of partly paid-up Shares</b>	<b>As a % of total no. of shares of the company</b>
Held by promoter/promoter group	N-I-L	N-I-L	N-I-L
Held by public	N-I-L	N-I-L	N-I-L
<b>Total</b>		<b>N-I-L</b>	
<b>Outstanding convertible securities:-</b>	<b>No. of outstanding securities</b>	<b>As a % of total no. of outstanding convertible securities</b>	<b>As a % of total no. of shares of the company, assuming full conversion of the convertible securities</b>
Held by promoter/promoter group	N.A.	N.A.	N.A.
Held by public	N.A.	N.A.	N.A.
<b>Total</b>	<b>N.A.</b>	<b>N.A.</b>	<b>N.A.</b>
<b>Warrants:-</b>	<b>No. of warrants</b>	<b>As a % of total no. of warrants</b>	<b>As a % of total no. of shares of the company, assuming full conversion of Warrants</b>
Held by promoter/promoter group	15,00,000	83.33	12.05
Held by public	3,00,000	16.67	2.41
<b>Total</b>	<b>18,00,000</b>	<b>100.00</b>	<b>14.46</b>
<b>Total paid-up capital of the company, assuming full conversion of warrants and convertible securities</b>	Fully Paid up Shares Capital :10643405 Add: Con. Equity Sh. Warrant : 1800000 <b>Total 12443405</b>		



Category Code	Category of shareholders	Number of Shareholders	Total number of shares	Number of shares held in dematerialized form	Total shareholding as a percentage of total number of shares		Shares pledged or otherwise encumbered	
					As a percentage of (A+B)	As a percentage of (A+B+C)	Number of Shares	As a percentage
(I)	(II)	(III)	(IV)	(V)	(VI)	(VII)	(VIII)	(IX)= (VII)/(IV)*100
<b>(A)</b>	<b>Promoter and Promoter Group</b>							
<b>(1)</b>	<b>Indian</b>							
(a)	Individuals/ Hindu Undivided Family	4	103677	103677	0.98	0.98	N-I-L	N-I-L
(b)	Central Government/ State Government(s)	N-I-L	N-I-L	N-I-L	N-I-L	N-I-L	N-I-L	N-I-L
(c)	Bodies Corporate	4	6389701	6389701	60.03	60.03	N-I-L	N-I-L
(d)	Financial Institutions/ Banks	N-I-L	N-I-L	N-I-L	N-I-L	N-I-L	N-I-L	N-I-L
(e)	Any other (specify)	N-I-L	N-I-L	N-I-L	N-I-L	N-I-L	N-I-L	N-I-L
	<b>Sub-Total (A) (1)</b>	<b>8</b>	<b>6,493,378</b>	<b>6,493,378</b>	<b>61.01</b>	<b>61.01</b>	<b>N-I-L</b>	<b>N-I-L</b>
<b>(2)</b>	<b>Foreign</b>							
(a)	Individuals( Non- Resident individuals/ Foreign Individuals)	N-I-L	N-I-L	N-I-L	N-I-L	N-I-L	N-I-L	N-I-L
(b)	Bodies Corporate	N-I-L	N-I-L	N-I-L	N-I-L	N-I-L	N-I-L	N-I-L
(c)	Institutions	N-I-L	N-I-L	N-I-L	N-I-L	N-I-L	N-I-L	N-I-L
(d)	Qualified Foreign Investor							
		N-I-L	N-I-L	N-I-L	N-I-L	N-I-L		
(e)	Any other (specify)	N-I-L	N-I-L	N-I-L	N-I-L	N-I-L	N-I-L	N-I-L
		N-I-L	N-I-L	N-I-L	N-I-L	N-I-L	N-I-L	N-I-L
	<b>Sub-Total (A) (2)</b>	<b>N-I-L</b>	<b>N-I-L</b>	<b>N-I-L</b>	<b>N-I-L</b>	<b>N-I-L</b>	<b>N-I-L</b>	<b>N-I-L</b>
	<b>Total Shareholding of Promoter and Promoter Group (A) = (A)(1)+(A)(2)</b>	<b>8</b>	<b>6,493,378</b>	<b>6,493,378</b>	<b>61.01</b>	<b>61.01</b>	<b>N-I-L</b>	<b>N-I-L</b>
<b>(B)</b>	<b>Public Shareholding</b>						<b>N.A.</b>	<b>N.A.</b>
<b>(1)</b>	<b>Institutions</b>						<b>N.A.</b>	<b>N.A.</b>
(a)	Mutual Funds/ UTI	6	2600	N-I-L	0.02	0.02		
(b)	Financial Institutions/ Banks	N-I-L	N-I-L	N-I-L	N-I-L	N-I-L		
(c)	Central Government/ State Government(s)	N-I-L	N-I-L	N-I-L	N-I-L	N-I-L		
(d)	Venture Capital Funds	N-I-L	N-I-L	N-I-L	N-I-L	N-I-L		
(e)	Insurance Companies	N-I-L	N-I-L	N-I-L	N-I-L	N-I-L		
(f)	Foreign Institutional Investors	1	7382	7382	0.07	0.07		
(g)	Foreign Venture Capital Investors	N-I-L	N-I-L	N-I-L	N-I-L	N-I-L		
(h)	Qualified Foreign Investor							
		N-I-L	N-I-L	N-I-L	N-I-L	N-I-L		
(i)	Any Other (specify)	N-I-L	N-I-L	N-I-L	N-I-L	N-I-L		
	<b>Sub-Total (B) (1)</b>	<b>7</b>	<b>9,982</b>	<b>7,382</b>	<b>0.09</b>	<b>0.09</b>	<b>N.A.</b>	<b>N.A.</b>

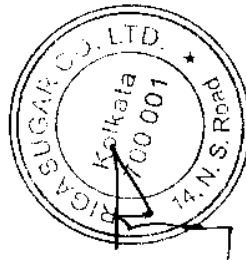


(2)	<b>Non-Institutions</b>						N.A.	N.A.
(a)	Bodies Corporate	175	2555177	2548477	24.01	24.01		
(b)	Individuals -							
	i. Individual shareholders holding nominal share capital upto Rs.1 lakh	5833	1255907	1010990	11.80	11.80		
	ii. Individual shareholders holding nominal share capital in excess of Rs. 1 lakh	13	311960	311960	2.93	2.93		
(c)	Qualified Foreign Investor							
		N-I-L	N-I-L	N-I-L	N-I-L	N-I-L		
(D)	Any Other NRI Foreign Companies	17	17001	17001	0.16	0.16		
		N-I-L	N-I-L	N-I-L	N-I-L	N-I-L		
	<b>Sub-Total (B)(2)</b>	<b>6038</b>	<b>4,140,045</b>	<b>3,888,428</b>	<b>38.90</b>	<b>38.90</b>	N.A.	N.A.
	<b>Total Public Shareholding</b>							
	<b>B = (B)(1)+(B)(2)</b>	<b>6045</b>	<b>4,150,027</b>	<b>3,895,810</b>	<b>38.99</b>	<b>38.99</b>	NA	NA
	<b>TOTAL (A) + (B)</b>	<b>6053</b>	<b>10,643,405</b>	<b>10,389,188</b>	<b>100.00</b>	<b>100.00</b>	N-I-L	NA
(C)	Shares held by Custodians and against which Depository Receipts have been issued							
		N-I-L	N-I-L	N-I-L	N.A.	N-I-L	N.A.	N.A.
(1)	Promoter & Promoter group							
		N-I-L	N-I-L	N-I-L	N.A.	N-I-L	N.A.	N.A.
(2)	Public							
		N-I-L	N-I-L	N-I-L	N.A.	N-I-L	N.A.	N.A.
	<b>GRAND TOTAL (A) + (B) + (C)</b>	<b>6053</b>	<b>10,643,405</b>	<b>10,389,188</b>	<b>100.00</b>	<b>100.00</b>	N.A.	N.A.



(D) (b) Statement showing holding of securities (including shares, warrants, convertible securities) of persons belonging to the category "Promoter and Promoter Group".

Sr.No.	Name of the shareholder	Details of shares held		Encumbered shares			Details of Warrants			Details of Convertible securities		Total Shares (including underlying shares assuming full conversion of warrants and convertible securities) as a % of (diluted share capital)
		No. of shares held	As a % of grand Total	Number	As a percentage	As a % of grand total A+B+C of sub/issue	No. of warrants held	As a % of total no. of warrants of the same class	No. of convertible securities held	As a % of total no. of convertible securities of the same class		
(D)	(III)	(III)	(IV)	(V)	(VI)=(V)/(IV)*100	(VII)	(VIII)	(IX)	(X)	(XI)	(XII)	
1	MEERA DHANUKA	45,342	0.43	NFL	NFL	NFL	NFL	NFL	NFL	NFL	0.36	
2	Tripti Sengul	57,135	0.54	NFL	NFL	NFL	NFL	NFL	NFL	NFL	0.46	
3	GAJIMA TIBRAWALLA	1,100	0.01	NFL	NFL	NFL	NFL	NFL	NFL	NFL	0.01	
4	Shree Juba	100	0.00	NFL	NFL	NFL	NFL	NFL	NFL	NFL	0	
5	DG Vitta Vinmay & Properties Limited	5,098,484	47.90	NFL	NFL	NFL	NFL	NFL	NFL	NFL	40.97	
7	O.P.Vandya Ltd.	140,993	1.32	NFL	NFL	NFL	NFL	NFL	NFL	NFL	1.13	
8	The Baisund Sugar & Ind.Ltd.	1,116,165	10.49	NFL	NFL	15,00,000	83.33	NFL	NFL	NFL	21.03	
9	Garima Investment & Trading	34,059	0.32	NFL	NFL	NFL	NFL	NFL	NFL	NFL	0.38	
	TOTAL	6,493,378	61.01	NFL	NFL	15,00,000	83.33	NFL	NFL	NFL	64.24	




(1)(c)(i) Statement showing holding of securities (including shares, warrants, convertible securities) of persons belonging to the category "Public" and holding more than 1% of the total number of shares

Sr. No	Name of the shareholder	No. of shares held	Shares as a percentage of total number of shares i.e. Grand Total (A)+(B)+(C) indicated in statement at para (1)(a) above	Details of Warrants		Details of convertible securities		Total shares (including underlying shares assuming full conversion of warrants and convertible securities) as a % of diluted share capital
				No. of warrants	As a % of total no. of warrants of the same class	No. of convertible securities	% w.r.t. total no. of convertible securities of the same class	
1	MASTER CAPITAL SERVICES LTD	336,386	3.18	NIL	NIL	NIL	NIL	2.70
2	CHITRAVALI BARTER PVT LTD	300,000	2.82	NIL	NIL	NIL	NIL	2.43
3	MOUNVIEW VINTRADE PRIVATE LTD	200,000	1.88	NIL	NIL	NIL	NIL	1.69
4	SARONI SALES PRIVATE LTD	200,000	1.88	NIL	NIL	NIL	NIL	1.60
5	RELIABLE DEALCOM PVT LTD	150,000	1.41	NIL	NIL	NIL	NIL	1.21
6	MOONLIGHT TRADECOMM PRIVATE LTD	150,000	1.41	NIL	NIL	NIL	NIL	1.21
7	SNEHA PATWARI	NIL	NIL	3,00,000	16.67	NIL	NIL	2.41
	TOTAL	1,336,386	12.56					13.14

(1)(c)(ii) Statement showing holding of securities (including shares, warrants, convertible securities) of persons (together with PAC) belonging to the category "Public" holding and more than 5% of the total number of shares of the Company

Sr. No	Name(s) of the shareholder(s) and the Persons Acting in Concert (PAC) with them	No. of shares	Shares as a percentage of total number of shares i.e. Grand Total (A)+(B)+(C) indicated in statement at para (1)(a) above	Details of Warrants		Details of convertible securities		Total shares (including underlying shares assuming full conversion of warrants and convertible securities) as a % of diluted share capital
				No. of warrants	As a % of total no. of warrants of the same class	No. of convertible securities held	% w.r.t. total no. of convertible securities of the same class	
1				NIL	NIL	NIL	NIL	NIL



(I) (d) Statement showing details of locked-in shares

Sr. No.	Name of the shareholder	Number of locked-in shares	Locked in Shares as percentage of total number of shares i.e. Grand Total (A)+(B)+(C) indicated in Statement at para (d)(a) above
1	THE BELSUND SUGAR & INDUSTRIES LTD.	1,116,165	10.49
1	DG VITTA VINIMAY AND PROPERTIES LTD	2,115,000	19.87
2	CHITRAVALI BARTER PRIVATE LTD	150,000	1.41
	<b>TOTAL</b>	<b>3,381,165</b>	<b>31.77</b>

(II)(a) Statement showing details of Depository Receipts (DRs)

Sr. No.	Type of outstanding DR (ADRs, GDRs, SDRs, etc.)	Number of outstanding DRs	Number of Shares underlying outstanding DRs as a percentage of total number of underlying shares i.e. Grand Total (A)+(B)(C) outstandi) indicated in Statement at para (IIa) above)
1			
2			
	<b>TOTAL</b>	<b>N-I-L</b>	<b>N-I-L</b>

(II)(b) Statement showing Holding of Depository Receipts (DRs), where underlying shares held by 'Promoter/Promoter group' are in excess of 1% of the total number of shares.

Sr. No.	Name of the DR Holder	Type of outstanding DR (ADRs, GDRs, SDRs, etc.)	Number of Shares underlying outstanding DRs as a percentage of total number of underlying shares i.e. Grand Total (A)+(B)(C) outstandi) indicated in Statement at para (II)(a) above)
1			
2			
	<b>TOTAL</b>	<b>N-I-L</b>	<b>N-I-L</b>

(III) (a) Statement showing the voting pattern of Shareholders, if more than one class of shares or securities issued by the issuer.

(Give description of voting right of each class of securities)

The Company has issued single class of Equity shares of Rs. 10/- each as such submission of details of voting rights of different classes of securities are not applicable.

