





### General information about company

Scrip code	507508
Name of the company	Riga Sugar Co. Ltd.
Whether company is SME	No
Class of Security	Equity Shares
Type of report	Quarterly
Quarter Ended / Half year ended/Date of Report (For Prelisting / Allotment)	30-06-2017
Date of allotment / extinguishment (in case Capital Restructuring selected) / Listing Date	
Shareholding pattern filed under	Regulation 31 (1) (b)





Sr. No.	<b>Particular</b>	Yes/No
1	Whether the Listed Entity has issued any partly paid up shares?	No
2	Whether the Listed Entity has issued any Convertible Securities ?	No
3	Whether the Listed Entity has issued any Warrants ?	No
4	Whether the Listed Entity has any shares against which depository receipts are issued?	No
5	Whether the Listed Entity has any shares in locked-in?	Yes
6	Whether any shares held by promoters are pledge or otherwise encumbered?	No
7	Whether company has equity shares with differential voting rights?	No



**Table I - Summary Statement holding of specified securities**



Category (I)	Category of shareholder (II)	Nos. Of shareholders (III)	No. of fully paid up equity shares held (IV)	No. Of Partly paid-up equity shares held (V)	No. Of shares underlying Depository Receipts (VI)	Total nos. shares held (VII) = (IV)+(V) + (VI)	Shareholding as a % of total no. of shares (calculated as per SCRR, 1957) (VIII) As a % of (A+B+C2)	Number of Voting Rights held in each class of securities (IX)			
								No of Voting (XIV) Rights			Total as a % of (A+B+C)
								Class eg: X	Class eg:y	Total	
(A)	Promoter & Promoter Group	8	9993378			9993378	69.19	9993378		9993378	69.19
(B)	Public	6065	4450027			4450027	30.81	4450027		4450027	30.81
(C)	Non Promoter-Non Public										
(C1)	Shares underlying DRs										
(C2)	Shares held by Employee Trusts										
	Total	6073	14443405			14443405	100	14443405		14443405	100



**Table I - Summary Statement holding of specified securities**

Category (I)	Category of shareholder (II)	No. Of Shares Underlying Outstanding convertible securities (X)	No. of Shares Underlying Outstanding Warrants (Xi)	No. Of Shares Underlying Outstanding convertible securities and No. Of Warrants (Xi) (a)	Shareholding , as a % assuming full conversion of convertible securities ( as a percentage of diluted share capital) (XI)= (VII)+(X) As a % of (A+B+C2)	Number of Locked in shares (XII)		Number of Shares pledged or otherwise encumbered (XIII)		Number of equity shares held in dematerialized form (XIV)
						No. (a)	As a % of total Shares held (b)	No. (a)	As a % of total Shares held (b)	
(A)	Promoter & Promoter Group				69.19	8598484	86.04			9993378
(B)	Public				30.81	0	0			4205210
(C)	Non Promoter-Non Public									
(C1)	Shares underlying DRs									
(C2)	Shares held by Employee Trusts									
	Total				100	8598484	59.53			14198588







Shareholding (B)=(B)(1)+ (B)(2)+(B) (3)		6065	4450027			4450027	30.81	4450027		4450027	30.81
C	Table IV - Statement showing shareholding pattern of the Non Promoter- Non Public shareholder										
Total ( A+B+C2 )		6073	14443405			14443405	100	14443405		14443405	100
Total (A+B+C )		6073	14443405			14443405	100	14443405		14443405	100



**Table II - Statement showing shareholding pattern of the Promoter and Promoter Group**

Sr.	No. Of Shares Underlying Outstanding convertible securities (X)	No. of Shares Underlying Outstanding Warrants (Xi)	No. Of Shares Underlying Outstanding convertible securities and No. Of Warrants (Xi) (a)	Shareholding , as a % assuming full conversion of convertible securities ( as a percentage of diluted share capital) (XI)= (VII)+(X) As a % of (A+B+C2)	Number of Locked in shares (XII)		Number of Shares pledged or otherwise encumbered (XIII)		Number of equity shares held in dematerialized form (XIV)
					No. (a)	As a % of total Shares held (b)	No. (a)	As a % of total Shares held (b)	
A	Table II - Statement showing shareholding pattern of the Promoter and Promoter Group								
(1)	Indian								
(a)				0.72	0	0			103677
Sub-Total (A) (1)				0.72	0	0			103677
(2)	Foreign								
(e)				68.47	8598484	86.94			9889701
Sub-Total (A) (2)				68.47	8598484	86.94			9889701
Total Shareholding of Promoter and Promoter Group (A)= (A)(1)+(A)(2)				69.19	8598484	86.04			9993378
B	Table III - Statement showing shareholding pattern of the Public shareholder								
(1)	Institutions								
(a)				0.02	0	0			0
Sub-Total (B) (1)				0.02	0	0			0
(3)	Non-institutions								
(a(i))				14.19	0	0			1814441
(a(ii))				4.29	0	0			619915
(e)				12.31	0	0			1770854
Sub-Total (B) (3)				30.79	0	0			4205210
Total Public Shareholding (B)=(B)(1)+(B)(2)+(B)(3)				30.81	0	0			4205210
C	Table IV - Statement showing shareholding pattern of the Non Promoter- Non Public shareholder								
Total (A+B+C2)				100	8598484	59.53			14198588
Total				100	8598484	59.53			14198588


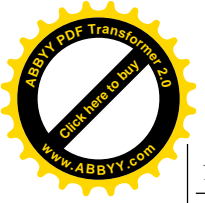


(A+B+C) | | | | | | | |



**Individuals/Hindu undivided Family**

Serial No.	1	2	3	4	
Name of the Shareholders (I)	MEERA DHANUKA	GARIMA TIBRAWALLA	SHRUTI JATIA	TRIPTI SARAFF	<a href="#">Click here to go back</a>
PAN (II)	ADNPD9548G	ADOPD4876L	ACLPJ1491P	ADQPD4875K	Total
No. of fully paid up equity shares held (IV)	45342	1100	100	57135	103677
No. Of Partly paid-up equity shares held (V)					
No. Of shares underlying Depository Receipts (VI)					
Total nos. shares held (VII) = (IV)+ (V)+ (VI)	45342	1100	100	57135	103677
Shareholding as a % of total no. of shares (calculated as per SCRR, 1957) (VIII) As a % of (A+B+C2)	0.31	0.01	0	0.4	0.72
<b>Number of Voting Rights held in each class of securities (IX)</b>					
Class eg:X	45342	1100	100	57135	103677
Class eg:y					
Total	45342	1100	100	57135	103677
Total as a % of Total Voting rights	0.31	0.01	0	0.4	0.72
No. Of Shares Underlying Outstanding convertible securities (X)					
No. of Shares Underlying Outstanding Warrants (Xi)					
No. Of Shares Underlying Outstanding convertible securities and No. Of Warrants (Xi) (a)					
Shareholding , as a % assuming full conversion of convertible securities (as a percentage of diluted share capital) (XI)= (VII) +(Xi)(a) As a % of (A+B+C2)	0.31	0.01	0	0.4	0.72



Number of Locked in shares (XII)



No. (a)	0	0	0	0	0
As a % of total Shares held (b)	0	0	0	0	0

Number of Shares pledged or otherwise encumbered (XIII)



No. (a)					
As a % of total Shares held (b)					
Number of equity shares held in dematerialized form (XIV)	45342	1100	100	57135	103677

Reason for not providing PAN



Reason for not providing PAN					
------------------------------	--	--	--	--	--




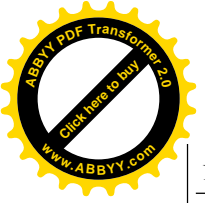
<b>Any Other (specify)</b>					
Serial No.	1	2	3	4	
Category	Bodies Corporate	Bodies Corporate	Bodies Corporate	Bodies Corporate	
Name of the Shareholders (I)	O.P.VANYJYA LTD.	GARIMA INVESTMENT & TRADING CO.LTD.	THE BELSUND SUGAR & INDUSTRIES LTD	DG VITTA VINIMAY & PROPERTIES LTD.	<a href="#">Click here to go back</a>
PAN (II)	AAACO3345H	AAACG9916G	AABCT0519P	AABCK3163C	Total
No. of the Shareholders (I)	1	1	1	1	4
No. of fully paid up equity shares held (IV)	140993	34059	2616165	7098484	9889701
No. Of Partly paid-up equity shares held (V)					
No. Of shares underlying Depository Receipts (VI)					
Total nos. shares held (VII) = (IV)+ (V)+ (VI)	140993	34059	2616165	7098484	9889701
Shareholding as a % of total no. of shares (calculated as per SCRR, 1957) (VIII) As a % of (A+B+C2)	0.98	0.24	18.11	49.15	68.47
<b>Number of Voting Rights held in each class of securities (IX)</b>					
Class eg: X	140993	34059	2616165	7098484	9889701
Class eg:y					
Total	140993	34059	2616165	7098484	9889701
Total as a % of Total Voting rights	0.98	0.24	18.11	49.15	68.47
No. Of Shares Underlying Outstanding convertible securities (X)					
No. of Shares Underlying Outstanding Warrants (Xi)					
No. Of Shares Underlying Outstanding convertible securities and No. Of Warrants (Xi) (a)					
Shareholding , as a % assuming full conversion of convertible					



securities (as a percentage of diluted share capital) (XI)= (VII) + (X) As a % of (A+B+C2)	0.98	0.24	18.11	49.15	68.47
Number of Locked in shares (XII)					
No. (a)	0	0	1500000	7098484	8598484
As a % of total Shares held (b)	0	0	57.34	100	86.94
Number of Shares pledged or otherwise encumbered (XIII)					
No. (a)					
As a % of total Shares held (b)					0
Number of equity shares held in dematerialized form (XIV)	140993	34059	2616165	7098484	9889701
Reason for not providing PAN					



**Individuals - ii. Individual shareholders holding nominal share capital in excess of Rs. 2 lakhs.**

Serial No.	1	
Name of the Shareholders (I)	BALDEEP SINGH	<a href="#">Click here to go back</a>
PAN (II)	ADYPS3636F	Total
No. of fully paid up equity shares held (IV)	144514	144514
No. Of Partly paid-up equity shares held (V)		
No. Of shares underlying Depository Receipts (VI)		
Total nos. shares held (VII) = (IV)+ (V)+ (VI)	144514	144514
Shareholding as a % of total no. of shares (calculated as per SCRR, 1957) (VIII) As a % of (A+B+C2)	1	1
Number of Voting Rights held in each class of securities (IX)		
Class eg: X	144514	144514
Class eg:y		
Total	144514	144514
Total as a % of Total Voting rights	1	1
No. Of Shares Underlying Outstanding convertible securities (X)		
No. of Shares Underlying Outstanding Warrants (Xi)		
No. Of Shares Underlying Outstanding convertible securities and No. Of Warrants (Xi) (a)		
Shareholding , as a % assuming full conversion of convertible securities (as a percentage of diluted share capital) (XI)= (VII) +(X) As a % of (A+B+C2)	1	1





Number of Locked in shares (XII)

No. (a)	0	0
As a % of total Shares held (b)	0	0
Number of equity shares held in dematerialized form (XIV)	144514	144514
Reason for not providing PAN		
Reason for not providing PAN		



Any Other (specify)					
Serial No.	1	2	3	4	
Category	Bodies Corporate	Bodies Corporate	Bodies Corporate	NRI	
Category / More than 1 percentage	Category	More than 1 percentage of shareholding	More than 1 percentage of shareholding	Category	
Name of the Shareholders (I)		CHITRAVALI BARTER PVT. LTD.	SRABONI SALES PVT. LTD.		Click here to go back
PAN (II)		ADYPS3636F	AAMCS5368J		Total
No. of the Shareholders (I)	165	1	1	22	187
No. of fully paid up equity shares held (IV)	1665028	300000	200000	112526	1777554
No. Of Partly paid-up equity shares held (V)					
No. Of shares underlying Depository Receipts (VI)					
Total nos. shares held (VII) = (IV)+ (V)+ (VI)	1665028	300000	200000	112526	1777554
Shareholding as a % of total no. of shares (calculated as per SCRR, 1957) (VIII) As a % of (A+B+C2)	11.53	2.08	1.38	0.78	12.31
Number of Voting Rights held in each class of securities (IX)					
Class eg: X	1665028	300000	200000	112526	1777554
Class eg:y					
Total	1665028	300000	200000	112526	1777554
Total as a % of Total Voting rights	11.53	2.08	1.38	0.78	12.31
No. Of Shares Underlying Outstanding convertible securities (X)					
No. of Shares Underlying Outstanding Warrants (Xi)					
No. Of Shares Underlying Outstanding convertible securities and No. Of Warrants (Xi) (a)					
Shareholding , as a					



% assuming full conversion of convertible securities (as a percentage of diluted share capital) (XI)= (VII) + (X) As a % of (A+B+C2)	11.53	2.08	1.38	0.78	12.31
Number of Locked in shares (XII)					
No. (a)	0	0	0	0	0
As a % of total Shares held (b)	0	0	0	0	0
Number of equity shares held in dematerialized form (XIV)	1658328	300000	200000	112526	1770854
Reason for not providing PAN					
Reason for not providing PAN					



