


(I)(a) Statement showing Shareholding Pattern

Name of the Company: RIGA SUGAR COMPANY LIMITED			
Scrp Code: 507508			
Name of the scrip: RIGASUG			
class of security: Equity Shares of Rs.10/- each.			
Quarter Dated : 31.03.2015			
Partly paid-up shares:-	No. of partly paid-up shares	As a % of total no. of partly paid-up Shares	As a % of total no. of shares of the company
Held by promoter/promoter group	N-I-L	N-I-L	N-I-L
Held by public	N-I-L	N-I-L	N-I-L
Total	-	N-I-L	-
Outstanding convertible securities:-	No. of outstanding securities	As a % of total no. of outstanding convertible securities	As a % of total no. of shares of the company, assuming full conversion of the convertible securities
Held by promoter/promoter group	N.A.	N.A.	N.A.
Held by public	N.A.	N.A.	N.A.
Total	N.A.	N.A.	N.A.
Warrants:-	No. of warrants	As a % of total no. of warrants	As a % of total no. of shares of the company, assuming full conversion of Warrants
Held by promoter/promoter group	15,00,000	83.33	12.05
Held by public	3,00,000	16.67	2.41
Total	18,00,000	100.00	14.46
Total paid-up capital of the company, assuming full conversion of warrants and convertible securities	Fully Paid up Shares Capital :10643405 Add: Con.Equity Share Warrant : 1800000 Total :12443405		




Category Code	Category of shareholders	Number of Shareholders	Total number of shares	Number of shares held in dematerialized form	Total shareholding as a percentage of total number of shares		Shares pledged or otherwise encumbered	
					As a percentage of (A+B)	As a percentage of (A+B+C)	Number of Shares	As a percentage
(I)	(II)	(III)	(IV)	(V)	(VI)	(VII)	(VIII)	(IX)= (VIII)/(IV)*100
(A)	Promoter and Promoter Group							
(1)	Indian							
(a)	Individuals/ Hindu Undivided Family	4	103677	103677	0.98	0.98	N-I-L	N-I-L
(b)	Central Government/ State Government(s)	N-I-L	N-I-L	N-I-L	N-I-L	N-I-L	N-I-L	N-I-L
(c)	Bodies Corporate	4	6389701	6389701	60.03	60.03	N-I-L	N-I-L
(d)	Financial Institutions/ Banks	N-I-L	N-I-L	N-I-L	N-I-L	N-I-L	N-I-L	N-I-L
(e)	Any other (specify)	N-I-L	N-I-L	N-I-L	N-I-L	N-I-L	N-I-L	N-I-L
	Sub-Total (A) (1)	8	6,493,378	6,493,378	61.01	61.01	N-I-L	N-I-L
(2)	Foreign							
(a)	Individuals(Non- Resident individuals/ Foreign Individuals)	N-I-L	N-I-L	N-I-L	N-I-L	N-I-L	N-I-L	N-I-L
(b)	Bodies Corporate	N-I-L	N-I-L	N-I-L	N-I-L	N-I-L	N-I-L	N-I-L
(c)	Institutions	N-I-L	N-I-L	N-I-L	N-I-L	N-I-L	N-I-L	N-I-L
(d)	Qualified Foreign Investor							
		N-I-L	N-I-L	N-I-L	N-I-L	N-I-L		
(e)	Any other (specify)	N-I-L	N-I-L	N-I-L	N-I-L	N-I-L	N-I-L	N-I-L
		N-I-L	N-I-L	N-I-L	N-I-L	N-I-L	N-I-L	N-I-L
	Sub-Total (A) (2)	N-I-L	N-I-L	N-I-L	N-I-L	N-I-L	N-I-L	N-I-L
	Total Shareholding of Promoter and Promoter Group (A) = (A)(1)+(A)(2)	8	6,493,378	6,493,378	61.01	61.01	N-I-L	N-I-L
(B)	Public Shareholding						N.A.	N.A.
(1)	Institutions						N.A.	N.A.
(a)	Mutual Funds/ UTI	6	2600	N-I-L	0.02	0.02		
(b)	Financial Institutions/ Banks	N-I-L	N-I-L	N-I-L	N-I-L	N-I-L		
(c)	Central Government/ State Government(s)	N-I-L	N-I-L	N-I-L	N-I-L	N-I-L		
(d)	Venture Capital Funds	N-I-L	N-I-L	N-I-L	N-I-L	N-I-L		
(e)	Insurance Companies	N-I-L	N-I-L	N-I-L	N-I-L	N-I-L		
(f)	Foreign Institutional Investors	1	7382	7382	0.07	N-I-L		
(g)	Foreign Venture Capital Investors	N-I-L	N-I-L	N-I-L	N-I-L	N-I-L		
(h)	Qualified Foreign Investor							
		N-I-L	N-I-L	N-I-L	N-I-L	N-I-L		
(i)	Any Other (specify)	N-I-L	N-I-L	N-I-L	N-I-L	N-I-L		
	Sub-Total (B) (1)	7	9,982	7,382	0.09	0.09	N.A.	N.A.



T 10

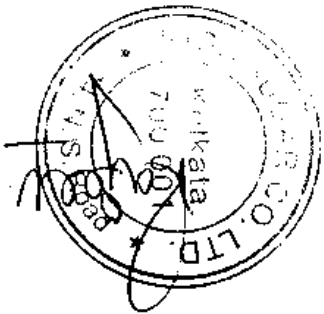
(2)	Non-Institutions						N.A.	N.A.
(a)	Bodies Corporate	168	2194999	2188299	20.62	20.62		
(b)	Individuals							
	i. Individual shareholders holding nominal share capital upto Rs.1 lakh	5827	1268955	1025338	11.92	11.92		
	ii. Individual shareholders holding nominal share capital in excess of Rs. 1 lakh	15	659562	659562	6.20	6.20		
(c)	Qualified Foreign Investor							
		N-I-L	N-I-L	N-I-L	N-I-L	N-I-L		
(D)	Any Other NRI	16	16529	16529	0.16	0.16		
	Foreign Companies	N-I-L	N-I-L	N-I-L	N-I-L	N-I-L		
	Sub-Total (B)(2)	6026	4,140,045	3,889,728	38.90	38.90	N.A.	N.A.
	Total Public Shareholding B = (B)(1)+(B)(2)	6033	4,150,027	3,897,110	38.99	38.99	NA	NA
	TOTAL (A) + (B)	6041	10,643,405	10,390,488	100.00	100.00	N-I-L	NA
(C)	Shares held by Custodians and against which Depository Receipts have been issued	N-I-L	N-I-L	N-I-L	N.A.	N-I-L	N.A.	N.A.
(1)	Promoter & Promoter group	N-I-L	N-I-L	N-I-L	N.A.	N-I-L	N.A.	N.A.
(2)	Public	N-I-L	N-I-L	N-I-L	N.A.	N-I-L	N.A.	N.A.
	GRAND TOTAL (A) + (B) + (C)	6041	10,643,405	10,390,488	100.00	100.00	N.A.	N.A.

52
B2



(1) (b) Statement showing holding of securities (including shares, warrants, convertible securities) of persons belonging to the category "Promoter and Promoter Group"

Sr.No.	Name of the shareholder	Details of shares held			Encumbered shares			Details of Warrants			Details of Convertible securities			Total Shares (including underlying shares assuming full conversion of warrants and convertible securities) as a % of diluted share capital
		No. of shares held	As a % of Grand Total	(A+B+C)	Number	As a percentage (IV) \times 100	(V) \div (IV) \times 100	As a % of grand total A+B+C of subclause	(VI) \times 100	No. of warrants held	As a % of total no. of warrants of the same class	No. of convertible securities held	As a % of total no. of convertible securities of the same class	
(I)		(II)			(V)	(VI) \div (IV) \times 100	(VII)	(VIII)	(IX)	(X)	(XI)	(XII)		
1	MEERA DEANUKA	45,342	0.43	N-I-L	N-I-L	N-I-L	N-I-L	N-I-L	N-I-L	N-I-L	N-I-L	N-I-L	0.36	
2	Trupti Saraff	57,135	0.54	N-I-L	N-I-L	N-I-L	N-I-L	N-I-L	N-I-L	N-I-L	N-I-L	N-I-L	0.46	
3	GARIMA TIBRAWALLA	1,100	0.01	N-I-L	N-I-L	N-I-L	N-I-L	N-I-L	N-I-L	N-I-L	N-I-L	N-I-L	0.01	
4	Shruti Jaha	100	0.00	N-I-L	N-I-L	N-I-L	N-I-L	N-I-L	N-I-L	N-I-L	N-I-L	N-I-L	0	
5	DG Vira Vinay & Properties Limited	5,088,484	47.90	N-I-L	N-I-L	N-I-L	N-I-L	N-I-L	N-I-L	N-I-L	N-I-L	N-I-L	40.97	
7	O.P Vandyra Ltd.	140,983	1.32	N-I-L	N-I-L	N-I-L	N-I-L	N-I-L	N-I-L	N-I-L	N-I-L	N-I-L	1.13	
8	The Leisland Sugar & Ind Ltd	1,115,155	10.49	N-I-L	N-I-L	N-I-L	N-I-L	N-I-L	N-I-L	N-I-L	N-I-L	N-I-L	21.03	
9	Garma Investment & Trading	34,059	0.32	N-I-L	N-I-L	N-I-L	N-I-L	N-I-L	N-I-L	N-I-L	N-I-L	N-I-L	0.28	
	TOTAL	6,498,378	61.01	N-I-L	N-I-L	N-I-L	N-I-L	15,00,000	83.33	N-I-L	N-I-L	N-I-L	64.24	

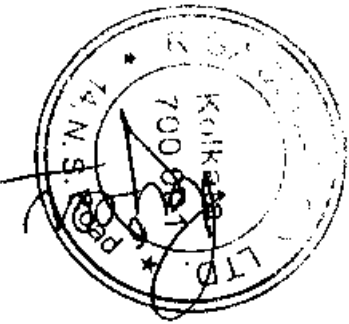


(1)(c)(i) Statement showing holding of securities (including shares, warrants, convertible securities) of persons belonging to the category "Public" and holding more than 1% of the total number of shares

Sr. No.	Name of the shareholder	No. of shares held	Shares as a percentage of total number of shares i.e. Grand Total (A)+(B)+(C) indicated in statement at para (1)(a) above)	Details of Warrants		Details of convertible securities		Total shares (including underlying shares assuming full conversion of warrants and convertible securities) as a % of diluted share capital
				No. of warrants	As a % of total no. of warrants of the same class	No. of convertible securities	% w.r.t. total no. of convertible securities of the same class	
1	BALDEEP SINGH	335,532	3.15	N-I-L	N-I-L	N-I-L	N-I-L	2.69
2	CHITRAVALLI BARTER PVT LTD	300,000	2.82	N-I-L	N-I-L	N-I-L	N-I-L	2.41
3	MOUNTVIEW VINTRADE PRIVATE LTD	200,000	1.88	N-I-L	N-I-L	N-I-L	N-I-L	1.60
4	SARBONI SALES PRIVATE LTD	200,000	1.88	N-I-L	N-I-L	N-I-L	N-I-L	1.60
5	RELIABLE DEALCOM PVT LTD	150,000	1.41	N-I-L	N-I-L	N-I-L	N-I-L	1.21
6	MOONLIGHT TRADECOM PVT LTD	150,000	1.41	N-I-L	N-I-L	N-I-L	N-I-L	1.21
7	SNEHA PATWARI	NIL	NIL	300000	16.67	N-I-L	N-I-L	2.41
	TOTAL	1,335,532	12.55	300000	16.67	N-I-L	N-I-L	13.13

(1)(c)(ii) Statement showing holding of securities (including shares, warrants, convertible securities) of persons (together with PAC) belonging to the category "Public" holding and more than 5% of the total number of shares of the Company

Sr. No.	Name(s) of the shareholder(s) and the Persons Acting in Concert (PAC) with them	No. of shares	Shares as a percentage of total number of shares i.e. Grand Total (A)+(B)+(C) indicated in statement at para (1)(a) above)	Details of Warrants		Details of convertible securities		Total shares (including underlying shares assuming full conversion of warrants and convertible securities) as a % of diluted share capital
				No. of warrants	As a % of total no. of warrants of the same class	No. of convertible securities	% w.r.t. total no. of convertible securities of the same class	
1				N-I-L	N-I-L	N-I-L	N-I-L	N-I-L



(I) (d) Statement showing details of locked in shares

Sr. No.	Name of the shareholder	Number of locked in shares	Locked in Shares as percentage of total number of shares i.e. Grand Total (A)+(B)+(C) indicated in Statement at para (I)(a) above)
1	The Betsund Sugar & Ind Ltd	1,116,165	10.49
2	DG VITA VINIMAY AND PROPERTIES LTD	1,150,000	10.80
	TOTAL	2,266,165	21.29

(II)(a) Statement showing details of Depository Receipts (DRs)

Sr. No.	Type of outstanding DR (ADRs, GDRs, SDRs, etc.)	Number of outstanding DRs	Number of shares underlying DRs	Shares underlying outstanding DRs as a percentage of total number of underlying shares i.e. Grand Total (A)+(B)(C) outstanding indicated in Statement at para (I)(a) above)
1				
2				
	TOTAL	N-I-L	N-I-L	N-I-L

(II)(b)

Statement showing Holding of Depository Receipts (DRs) where underlying shares held by 'Promoter /Promoter group' are in excess of 1% of the total number of shares.

Sr. No.	Name of the DR Holder	Type of outstanding DR (ADRs, GDRs, SDRs, etc.)	Number of shares underlying DRs	Shares underlying outstanding DRs as a percentage of total number of underlying shares i.e. Grand Total (A)+(B)(C) outstanding indicated in Statement at para (I)(a) above)
1				
2				
	TOTAL	N-I-L	N-I-L	N-I-L

(III) (a) Statement showing the voting pattern of Shareholders, if more than one class of shares or securities issued by the issuer.

(Give description of voting right of each class of securities)

The Company has issued single class of Equity shares of Rs. 10/- each as such submission of details of voting rights of different classes of securities are not applicable.

